



PROPOSAL

SENSORY HALLWAY AT SCHOOL



MATH&MOVEMENT™

OVERVIEW

SCHOOL SENSORY HALLWAY

We have developed a mock-up of your hallway to give a more concrete idea of what our materials will look like. The layout and order of the elements can easily be adjusted to match your vision.

We used the provided dimensions of x feet x x feet.



HALLWAY SECTIONS

THE PRODUCTS



COUNT TO 10

MY FIRST SHAPES

HOP BY TENS

PLANETS

DINOSAURS

DAYS OF THE WEEK


ALPHABET

MONTHS OF THE YEAR

ZOO ANIMALS

FARM ANIMALS

THE FULL MOCKUP



SECTION 1


COUNT TO TEN

MAIN ELEMENTS

This design shows the full Count to Ten floor sticker. We can provide this in one piece, or separate the large sticker into smaller sections for easier installation.

TRANSITIONS

Students hop through the mat as is. We can design extra transitional elements for before and after the mat if requested.



SECTION 2

MY FIRST SHAPES

MAIN ELEMENTS

Triangle

Circle

Square

Rectangle

Half Circle

Rhombus

Kite

Trapezoid

TRANSITIONS

We can add transition lines going from shape to shape to make it clear where students should hop next. We can design extra transitional elements before and after the section if requested.



SECTION 3

HOP BY TENS

MAIN ELEMENTS

This design shows the full Hop by Tens floor sticker. We can provide this in one piece, or separate the large sticker into smaller sections for easier installation.

TRANSITIONS

Students hop through the mat as is. We can design extra transitional elements for before and after the mat if requested.



SECTION 4


PLANETS

MAIN ELEMENTS


Sun	Jupiter
Mercury	Saturn
Venus	Uranus
Earth	Neptune
Mars	

TRANSITIONS

A rocket ship begins this section. A meteor ends this section and transitions to the next section, dinosaurs. Students hop on shooting stars in between each planet illustration. We can also add additional transition lines to make it clear where students should hop next.



SATURN



JUPITER

SECTION 5

DINOSAURS

MAIN ELEMENTS

Stegosaurus

Brachiosaurus

Allosaurus

Spinosaurus

Velociraptor

Ankylosaurus

Triceratops



Tyrannosaurus

TRANSITIONS

Students hop on matching dinosaur feet in between each dinosaur illustration.



Tyrannosaurus
tie-RAN-oh-SOR-us



Triceratops
try-SAIR-a-tops

SECTION 6

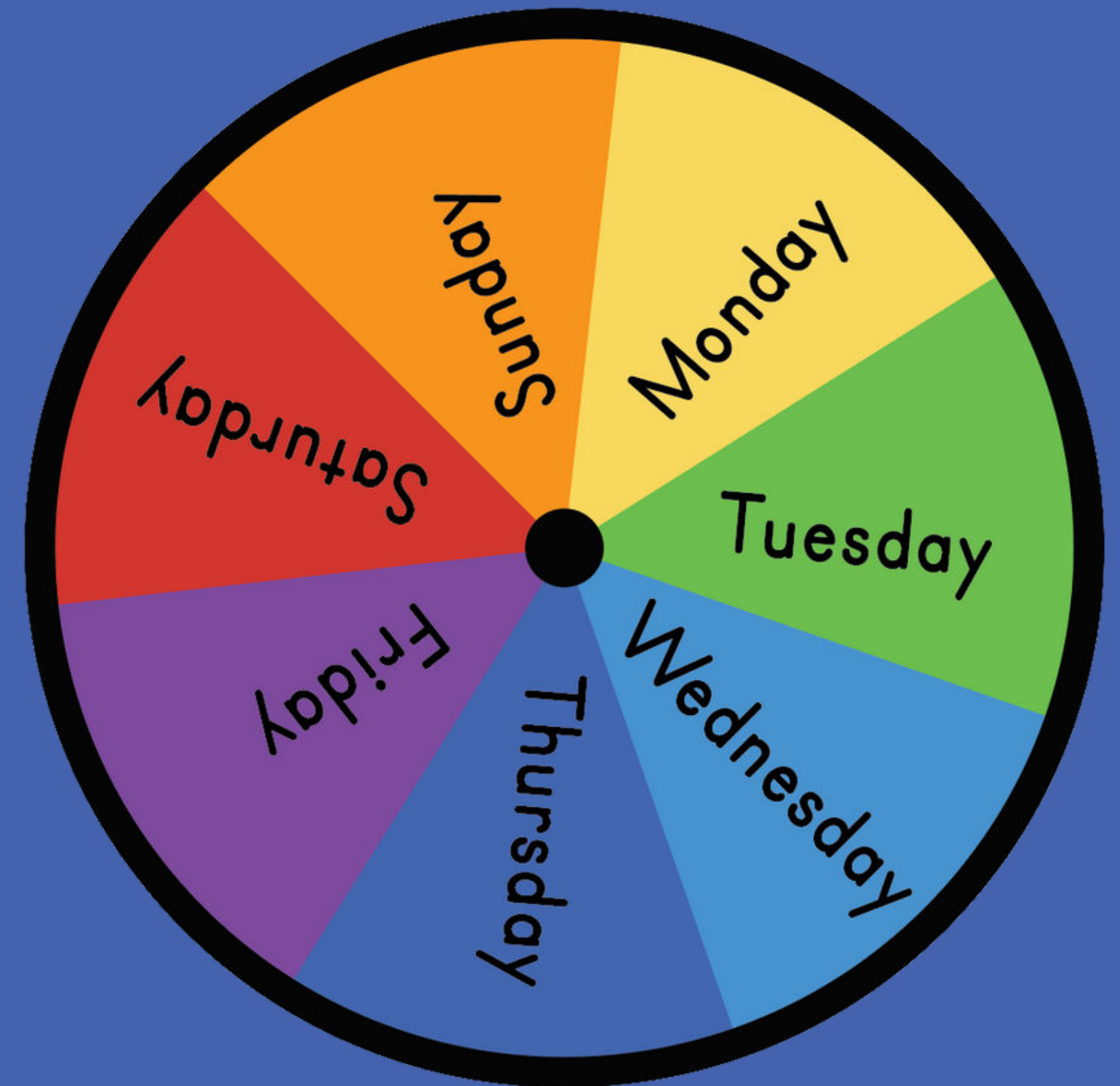
DAYS OF THE WEEK

MAIN ELEMENTS

We designed the days of the week into a wheel for students to jump around. To make installation simpler, this wheel may be printed in separate 'pie' pieces.

TRANSITIONS

The dinosaur feet lead up to the days of the week. We can also add other transitional elements (feet, lines, etc.) after this section, leading to the alphabet.



SECTION 7


ALPHABET

MAIN ELEMENTS

This design shows the full Alphabet Hop floor sticker with lowercase and capital letters. We can provide this in one piece, or separate the large sticker into smaller sections for easier installation. (We would recommend separating this mat because of its large size.)

TRANSITIONS

Students hop through the mat as is. We can design extra transitional elements before and after the mat if requested.



SECTION 8

MONTHS

MAIN ELEMENTS

Each month is currently shown in a circle with a themed-color. Other ideas for this section are to have the month in a themed shape (ex. snowflake for January, heart for February) or to add seasonal elements around each month.

TRANSITIONS

We can add transition lines going from month to month to make it clear where students should hop next. We can design extra transitional elements before and after the section if requested.



SECTION 9

ZOO ANIMALS

MAIN ELEMENTS


chick and penguin
pup and meerkat
calf and giraffe
infant and gorilla

cub and lion
calf and elephant
cub and polar bear


TRANSITIONS

Students hop on matching paw prints in between each animal illustration. We can design extra transitional elements before and after the section if requested.

elephant



calf



SECTION 10

FARM ANIMALS

MAIN ELEMENTS

ram, ewe, lamb

stallion, mare, foal

rooster, hen, chick

boar, sow, piglet

bull, cow, calf

We also have a smaller version of this mat if you would prefer only a few of the farm animals.

TRANSITIONS

Students hop on matching paw prints in between each animal illustration. We can design extra transitional elements before and after the section if requested.



rooster




hen



chick

OTHER IDEAS



POND LIFE

For the water fountain alcove, we could create a pond with our Pond Animal illustrations.



WALL STICKERS

Depending on the paint in the hallway, we may be able to create stickers for the walls, too.



AFFIRMATIONS

We could place affirmation stickers in transitional spaces throughout the hallway.

TIMELINE

STEP 1

Math & Movement
sends initial design
template.

STEP 2

SCHOOL responds with
any updates or
additions needed for
the final design.

STEP 3

Math & Movement
provides a final mock-
up per changes in step
2.

STEP 4

Final design is
approved by SCHOOL
and Math & Movement
begins printing.

Shipping estimate:
2-5 days after approval



TEAM CONTACTS

EMMA KÜNTZ

Director of Operations & Events
emma@mathandmovement.com

KORIE FOX

Director of Communications
korie@mathandmovement.com