

Lesson: Introduction to the Color Hop

Grade Level(s): Pre-K, Kindergarten, 1st Grade, 2nd Grade

Concept(s): Color and Word Recognition

Duration: 30 minutes

Objectives:

- Recognize and identify colors by name.
- Read and match color words to their corresponding colors.
- Develop gross motor skills through movement activities.
- Enhance listening and response skills by following verbal directions.

Materials Needed:

- Color Hop
- Flashcards with color names
- Tape

Lesson Procedure (5-7 minutes):

Engage Students:

- Gather students around the Color Hop.
- Ask: "What are some of your favorite colors?"
- Point to different colors on the mat and ask students to name them.
- Introduce the activity: "Today, we will have fun jumping, stretching, and matching colors while saying their names!"

Explain the Activity:

- Tell students they will stretch toward colors and say their names, then hop on colors while naming them. "When I point to a color, stretch your arms toward it and say its name."
- "Then, we'll take turns hopping on colors and saying them out loud."

Demonstrate the Activity:

- Model the activity by pointing to a color, stretching toward it, and saying the name aloud.
- Then, demonstrate hopping down the mat, saying each color as you land on it. "Watch as I hop and name each color. Now, let's try it together!"
- Begin the "Color Stretch & Say" activity, guiding students to stretch toward colors and then take turns hopping while naming them.
 - Use a slow, clapping rhythm to help pace their movements.

Activity (15-20 minutes):

Student Participation:

- Gather students around the mat.
- Point to a color on the mat, and students stretch their arms toward that color while saying its name aloud.
- Repeat with different colors, encouraging students to say both the color and the word written on the mat.
- Have students take turns jump down the mat while saying each color they land on.
- Make sure their jumping doesn't get ahead of the color naming but clapping a slow rhythm they can follow.

Color Hop Challenge (8 minutes)

- The teacher calls out a color name (e.g., "Hop to RED!").
- Students find that color on the mat and hop onto it.
- Repeat with different colors, gradually increasing speed.
- Variations:
 - Call out two colors (students must hop between them).
 - Use a flashcard with either the name or the color instead of saying the color, reinforcing word recognition.
 - Ask students to spell out the color name while hopping.

Color Word Match (7 minutes)

- Spread flashcards with colors and/or names around the room.
- Students pick a card and find the matching color on the mat.
- Once they match, they stand on that color and say both the color and its spelling aloud.
- Continue until all students have matched at least one color.

Repetition & Mastery:

- Encourage students to say both the color name and its spelling while they hop to strengthen word recognition.
- Introduce new variations, such as calling out colors in a different order or having students take turns leading the activity.
- Pair students and have them quiz each other by pointing to a color and asking, "What color is this?"
- Reinforce learning by reviewing colors during transitions or lining up, asking students to stand near something of a specific color before moving to the next activity.

Closure (5 minutes):

Discussion:

- Discuss what they enjoyed about the activity or what they didn't like about it.

Reflection:

- Ask:
 - "What was your favorite color to hop on?"
 - "Which color was hardest to find?"
 - "Can anyone name all the colors we used today?"

Celebrate Success:

- Have everyone stand up and shout their favorite color and thank them for their participation

Assessment:

- Observe students' ability to correctly identify and pronounce colors.
- Check if students can recognize and match color words.
- Ensure students follow movement instructions.

Differentiation:**Support:**

- Provide verbal clues (e.g., "Find the color of the sky!" for blue).
- Focus on a few colors at a time.

Challenge:

- Have them hop on a sequence of colors to form a pattern.
- Match colors to objects around the classroom.

Extension Activity:

- Use the mat for a color pattern game, where students hop in a sequence (e.g., red-blue-red-blue).
- Incorporate math skills by assigning point values to each color and having students add their scores as they hop.

Worksheet: Color Hop Worksheet

Name: _____ Date: _____

Part 1: Color Match

Draw a line to match the color word to the correct color.



Blue



White



Orange



Black



Gray



Yellow



Pink



Brown



Red



Silver



Purple




Green


Part 2: Color Hop Challenge!

Follow the instructions below and color the correct circles:


1. Color the circle **red**:




2. Color the circle **blue**:




3. Color the circle **yellow**:




4. Color the circle **green**:




5. Color the circle **orange**:



6. Color the circle **pink**:



7. Color the circle **purple**:



Worksheet: Real World Colors

Name: _____ Date: _____

Hop & Say! Name or draw something you see that matches each color on the mat:

red _____

yellow _____

blue _____

green _____

purple _____

white _____

pink _____

brown _____

black _____

silver _____

gray _____

orange _____